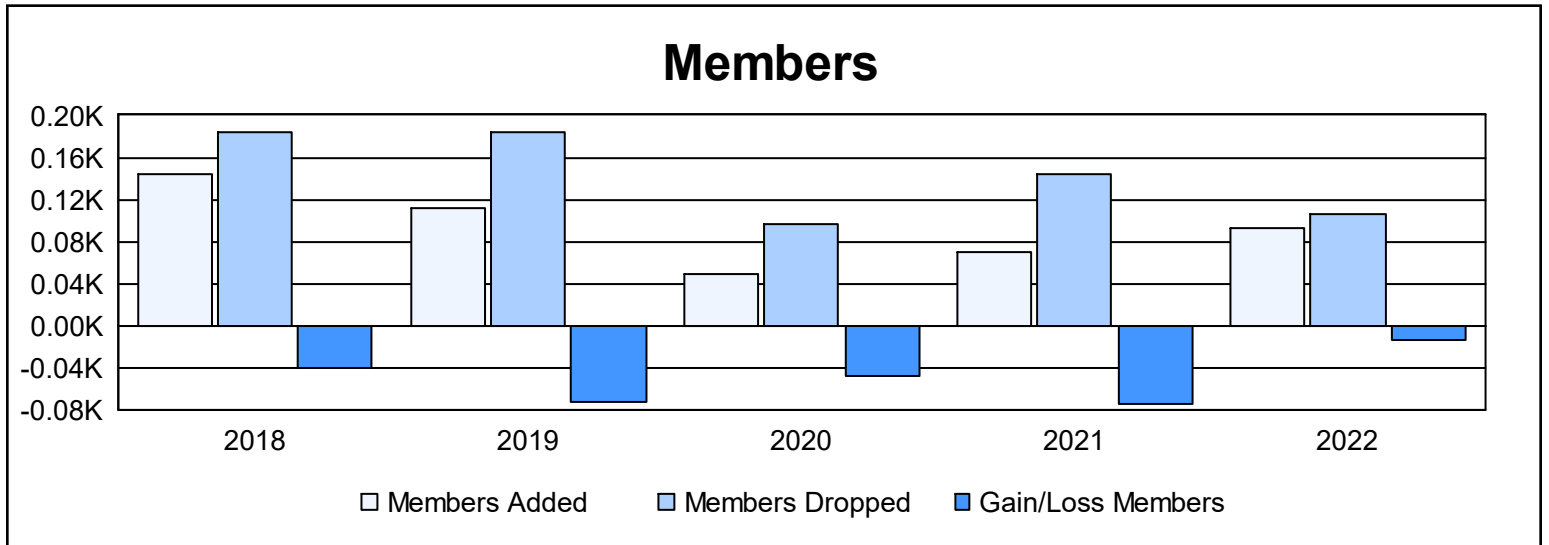
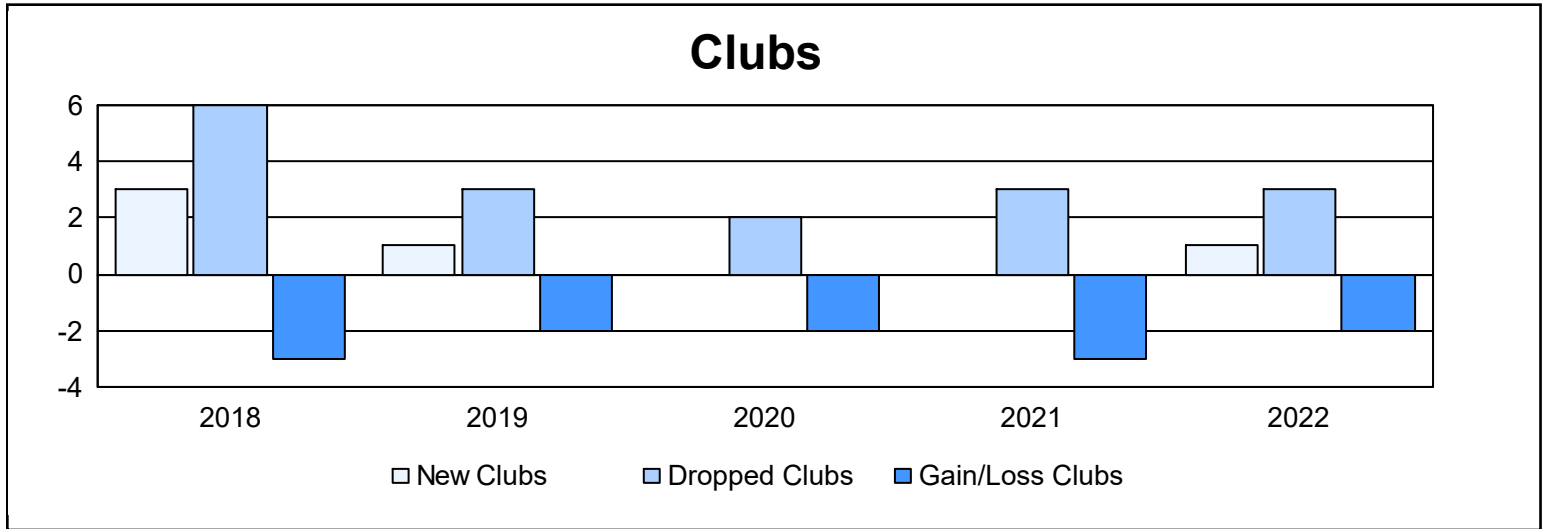
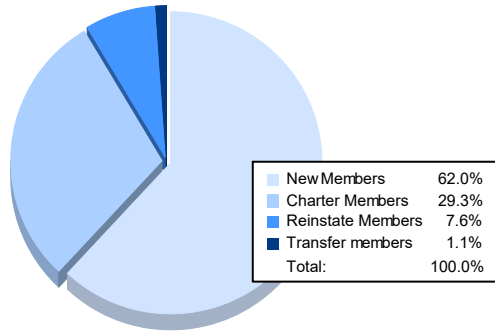


| Year           | New Clubs | Dropped Clubs | Gain/ Loss Clubs | New Members | Charter Members | Reinstate Members | Transfer Members | Total Member Added | Total Members Dropped | Gain/ Loss Members |
|----------------|-----------|---------------|------------------|-------------|-----------------|-------------------|------------------|--------------------|-----------------------|--------------------|
| 2017-2018      | 3         | 6             | -3               | 50          | 77              | 15                | 1                | 143                | 184                   | -41                |
| 2018-2019      | 1         | 3             | -2               | 68          | 25              | 11                | 7                | 111                | 183                   | -72                |
| 2019-2020      | 0         | 2             | -2               | 36          | 6               | 1                 | 5                | 48                 | 96                    | -48                |
| 2020-2021      | 0         | 3             | -3               | 34          | 6               | 27                | 3                | 70                 | 144                   | -74                |
| 2021-2022      | 1         | 3             | -2               | 57          | 27              | 7                 | 1                | 92                 | 105                   | -13                |
| <b>Average</b> | <b>1</b>  | <b>3</b>      | <b>-2</b>        | <b>49</b>   | <b>28</b>       | <b>12</b>         | <b>3</b>         | <b>93</b>          | <b>142</b>            | <b>-50</b>         |



### Membership Composition June 2022 Cumulative



### Gender Composition June 2022 Cumulative

